Schaltbild mit Strom- und Spannungswerten des TELEFUNKEN Wechselstromsupers „Gavotte 6"

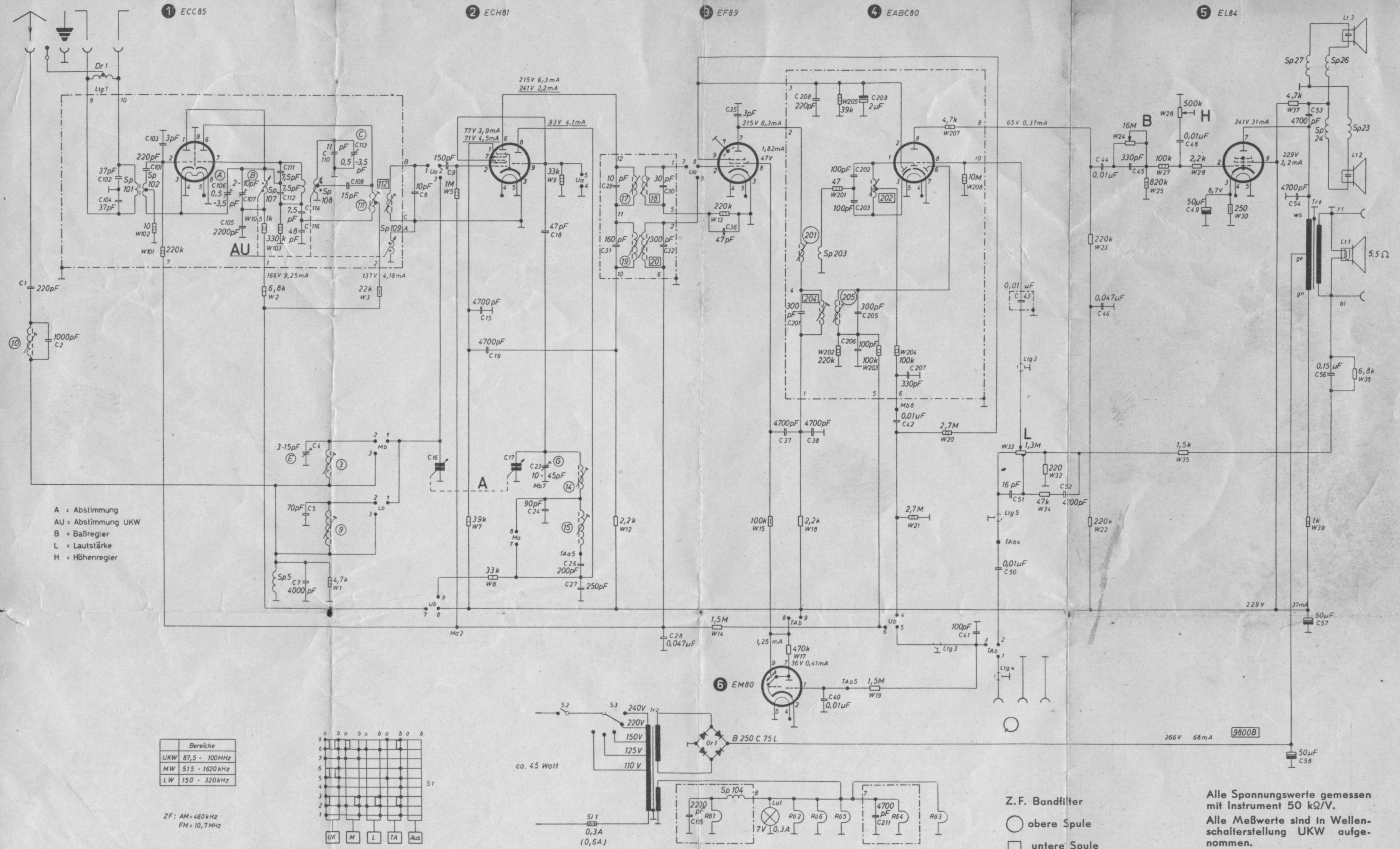

	Bereiche
UKW	87,5 - 100MHz
MW	515 - 1620kHz
LW	150 - 320kHz

ZF: AM = 460kHz
FM = 10,7MHz

Alle Spannungswerte gemessen mit Instrument 50 kΩ/V.

Alle Meßwerte sind in Wellenschalterstellung UKW aufgenommen.

Unterstrichene Werte auf MW umgeschaltet.

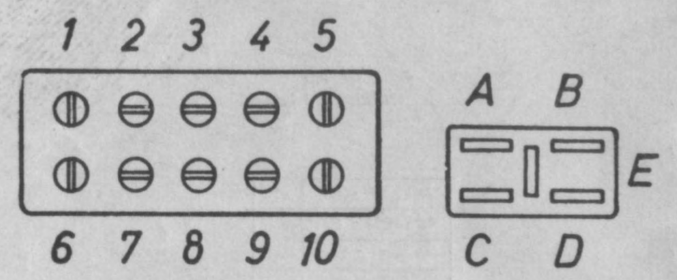

Anschlußplatten des UKW
Eingangs- und Mischteilkästchen

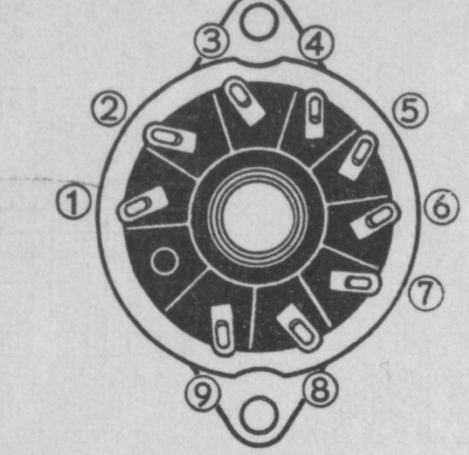

Pico 9

Röhre ① ② ③ ④ ⑤ ⑥

Röhrensockel von unten gesehen

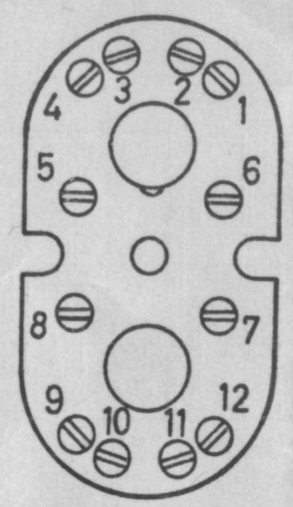

Z. F. Band-Filter
von unten gesehen

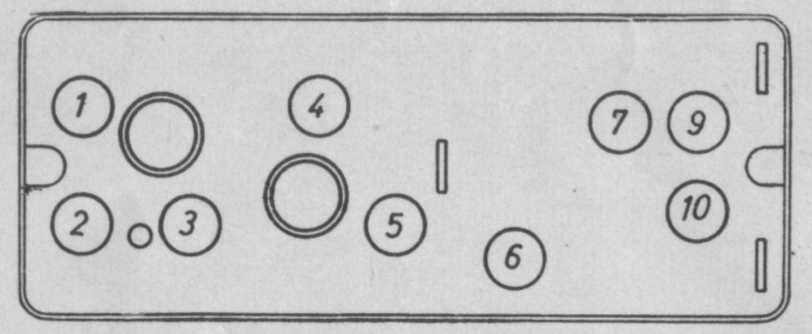

Demodulator von unten gesehen

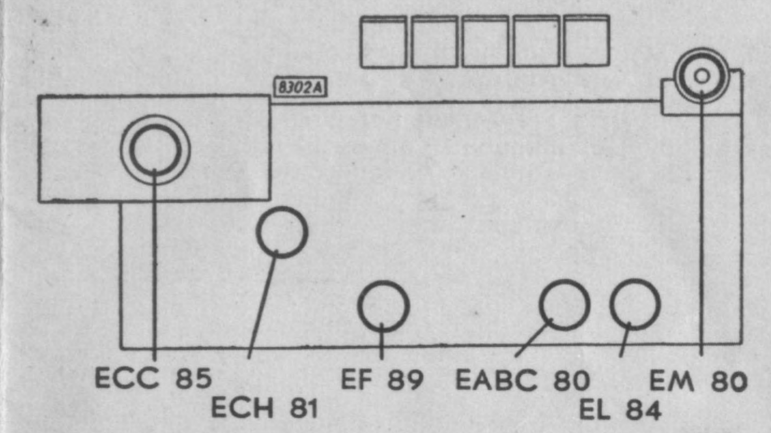

Röhrenanordnung auf Chassis



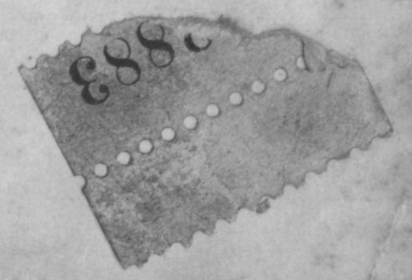

K4XL's BAMA

This manual is provided FREE OF CHARGE from the “BoatAnchor Manual Archive” as a service to the Boatanchor community.

It was uploaded by someone who wanted to help you repair and maintain your equipment.

If you paid anyone other than BAMA for this manual, you paid someone who is making a profit from the free labor of others without asking their permission.

You may pass on copies of this manual to anyone who needs it. But do it without charge.

Thousands of files are available without charge from BAMA. Visit us at http://bama.sbc.edu